




Q-CAP WURM™ RGB

24VDC Flexible Fixtures



- Flexible encapsulated fixture
- Both helical bend and up/down bend
- 6" bend radius
- Interior and exterior rated (not including FC)
- Two mounting options available
- Do not cut Non-Field Cuttable Q-CAP flexible fixtures

ORDERING PROCESS

A Specify Non-Field Cuttable Q-CAP

B (Optional) Specify field cuttable 4' piece - used to adjust total run length in the field (dry applications only)

A. NON-FIELD CUTTABLE Q-CAP

INFORMATION REQUIRED FOR LIGHTING SCHEDULE

A1	A2	A3	A4	A5	A6
PRODUCT	MOUNTING	RATED	CCT	WATTAGE	LENS
WURM-RGB			RGB	6.0	ENC/CL

ADDITIONAL INFORMATION REQUIRED TO ORDER

A7	A8	A9	A10	A11	A12
WIRE INPUT/ OUTPUT	CONNECTOR/ WIRE IN	CONNECTOR/ WIRE OUT	END CAPS	LENGTH (IN)	EXACT/ OPTIMAL
			WH		

Sample Part Number: **WURM-RGB-WSCS-DRY-RGB-6.0-ENC/TL-P1-BW-BW-N/A-48"-E**

A1 PRODUCT WURM-RGB See last page for compatible power supplies.	A2 MOUNTING MCS Magnetic Clip Small WSCS White Snug Clip Small BN-UD-SST-16' 16' BENDIT Up/Down Stainless Steel Channel BN-UD-SST-32' 32' BENDIT Up/Down Stainless Steel Channel BN-UD-WH-16' 16' BENDIT Up/Down White Stainless Channel BN-UD-WH-32' 32' BENDIT Up/Down White Stainless Channel White snug clip only for indirect cove use, not intended for hanging fixtures upside down.	A3 RATED DRY IP20 WET IP67	A4 CCT RGB	A5 WATTAGE 6.0 6.0W-SO SO: Standard Output
A6 LENS ENC/CL Encapsulated in Clear For representation of LED visibility, see Diode Visibility section on following pages	A7 WIRE INPUT/OUTPUT SINGLE (Input only) S1 End Feed PASS THROUGH (Input/Output) P1 End Feed	A8 CONNECTOR/WIRE IN BW Bare Wire (Standard 24") CON6 Connector 6" CON24 Connector 24" BW: Standard length is 24", Max length is 120". Request custom length by writing in part number next to BW (example: BW48) BW Bare Wire (Standard 24") CON6 Connector 6" CON24 Connector 24" BW: Standard length is 24", Max length is 120". Request custom length by writing in part number next to BW (example: BW48)	A9 CONNECTOR/WIRE OUT N/A Closed End (No feed) BW Bare Wire (Standard 24") CON6 Connector 6" CON24 Connector 24" BW: Standard length is 24", Max length is 120". Request custom length by writing in part number next to BW (example: BW48)	
A10 END CAPS WH White N/A Not Applicable	A11 LENGTH (IN) Minimum length is 12", maximum length is 191" not including end caps. Contact us for lengths under 12". Available in 2" increments.	A12 EXACT/OPTIMAL O Optimal Illumination E Exact Specified Length Exact fixtures are the exact length specified +0 - 1/8". Optimal fixtures' length is rounded down with illumination end to end. See Exact/Optimal Fixture Length charts.		

5 year warranty | Up/Down & Helical Bend | Data subject to change, all data has +/- 5% tolerance | Ambient or mounting surface must not be lower than -4°F or higher than 125°F | Patent # D846,786 S, 10,619,828 B2 | Only FC fixtures are Field-Cuttable per installation instructions | Field Cuttable is not returnable or refundable after it has been cut



Q-CAP WURM™ RGB

24VDC Flexible Fixtures

B. FIELD CUTTABLE Q-CAP

INFORMATION REQUIRED FOR LIGHTING SCHEDULE

B1	B2	B3	B4	B5	B6
PRODUCT	MOUNTING	RATED	CCT	WATTAGE	LENS
WURM-FC-RGB		DRY	RGB	6.0	ENC/CL

ADDITIONAL INFORMATION REQUIRED TO ORDER

B7	B8	B9	B10	B11	B12
WIRE INPUT/ OUTPUT	CONNECTOR/ WIRE IN	CONNECTOR/ WIRE OUT	END CAPS	LENGTH (IN)	EXACT/ OPTIMAL
		N/A	WH	48"	N/A

Sample Part Number: **WURM-RGB-WSCS-DRY-RGB-6.0-ENC/TL-P1-BW-BW-N/A-48"-E**

B1

PRODUCT

WURM-FC-RGB

See last page for compatible power supplies.

B2

MOUNTING

MCS

WSCS

BN-UD-SST-16'

BN-UD-SST-32'

BN-UD-WH-16'

BN-UD-WH-32'

Magnetic Clip Small

White Snug Clip Small

16' BENDIT Up/Down Stainless Steel Channel

32' BENDIT Up/Down Stainless Steel Channel

16' BENDIT Up/Down White Stainless Channel

32' BENDIT Up/Down White Stainless Channel

White snug clip only for indirect cove use, not intended for hanging fixtures upside down.

B3

RATED

DRY IP20

B4

CCT

RGB

B5

WATTAGE

6.0 6.0W-SO

SO: Standard Output

B6

LENS

ENC/CL Encapsulated in Clear

For representation of LED visibility, see Diode Visibility section on following pages

B7

WIRE INPUT/OUTPUT

SINGLE (Input only)

S1 End Feed

B8

CONNECTOR/WIRE IN

BW

CON6

CON24

Bare Wire (Standard 24")

Connector 6"

Connector 24"

BW: Standard length is 24", Max length is 120". Request custom length by writing in part number next to BW (example: BW48)

B9

CONNECTOR/WIRE OUT

N/A

Closed End (No feed)

B10

END CAPS

WH

White

Due to cutting, white endcaps are not available.

B11

LENGTH (IN)

48"

Nominal

Starting Run length is 48.38" for S1
Each cut point subtracts from the Starting Run Length
6.0 has a 2" cut point
S1 can be cut down to as little as 2.38"

B12

EXACT/OPTIMAL

N/A

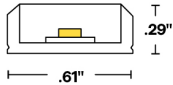
Single ▶



Q-CAP WURM™ RGB

24VDC Flexible Fixtures

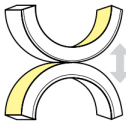
1 PRODUCT - DIMENSIONS



Profile
(Standard)

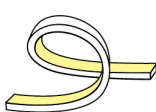
BEND RADIUS

Up/Down Bend



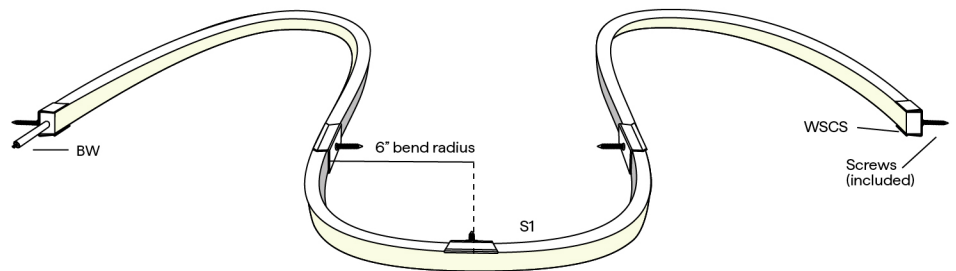
6" bending radius

Helical Bend



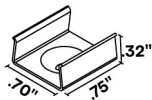
6" bending radius
Max recommended rotation
of 1 rotation per 16'

FLEXIBILITY



2 MOUNTING

WSCS

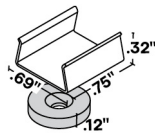


White Snug Clip Small
Indirect uplight

To order separately use WSCS

Each clip comes with a #6x5/8" flat
screw

MCS

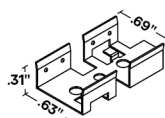


Magnetic Clip Small
Cove use only

To order separately use MCS

each clip comes with a #6x1 1/4" screw

BN-UD



BENDIT Channel
Vertical Stainless Steel
Flexible Channel

Continuous mounting solution for
flexible fixtures, 16' or 32' field
cuttable lengths

To order separately use either
STND-QCAP-BN-UD-S-SST-16',
STND-QCAP-BN-UD-S-SST-32',
STND-QCAP-BN-UD-S-WH-16', or
STND-QCAP-BN-UD-S-WH-32'

64 #4-40 1/2" screws provided per
16'



Q-CAP WURM™ RGB



24VDC Flexible Fixtures

4 / 5 DELIVERED LUMENS

[Calculated L70 = 40000 hrs]
Tested with WURM-RGB-WSCS-DRY

CCT	6.0W/FT Total Load		
	ENC/CL		Circuit Wattage
	LM	Wavelength	
Red	94	630	2.4
Green	177	523	1.9
Blue	54	469	1.7
All	308	-	6.0

6 DIODE VISIBILITY

	ENC/CL - Clear encapsulation
	ENC/TL - Translucent encapsulation

BUG RATING

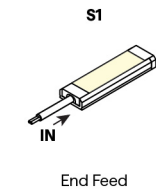
WATTAGE	B	U	G
6.0 (ALL CCTs)	B0	U1	G0

TEMPERATURE RATINGS

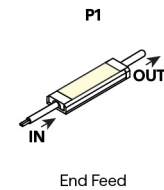
	6.0 W/FT	
	Min	Max
Ambient Operating Temp - Surface	-14°F	90°F
Storage Temp	-13°F	176°F
Installation Temp	50°F	100°F

7 WIRE INPUT/OUTPUT

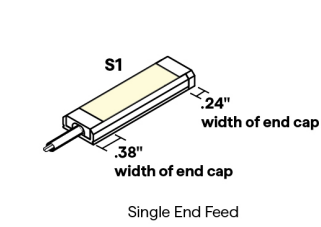
SINGLE (Input only)



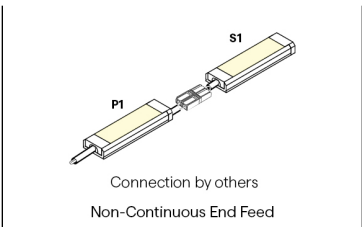
PASS THROUGH (Input/Output) - Only applicable for Non-Field Cuttable Q-CAP



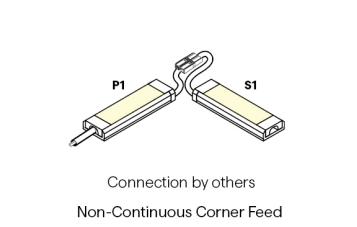
CONFIGURATION OPTIONS



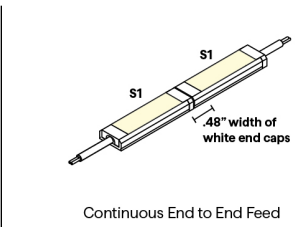
Single End Feed



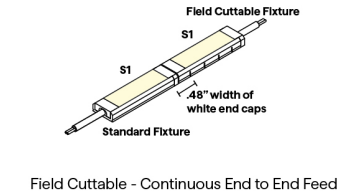
Connection by others
Non-Continuous End Feed



Connection by others
Non-Continuous Corner Feed



Continuous End to End Feed



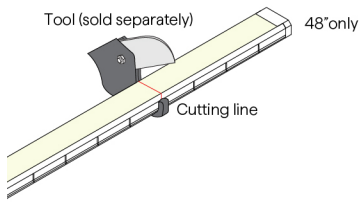
Field Cuttable - Continuous End to End Feed



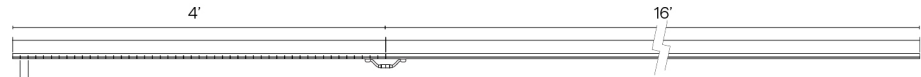
Q-CAP WURM™ RGB

24VDC Flexible Fixtures

FIELD CUTTABLE MARKING



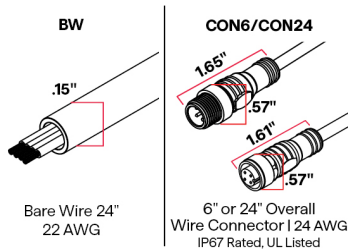
Field cuttable fixtures are sold in 4' increments and go at the end of a run, allowing for easy field adjustment



Note: Only FC fixtures are field cuttable — Do not attempt to cut non FC fixtures. Cut only on the marked cut lines. Only cut from non-feed end. Do not attempt to cut while power is on.

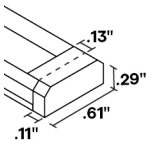
8 / 9 CONNECTOR/WIRE – IN/OUT

Connector/Wire In or Out not needed to specify product. Typical selection is S1 for Wire Input/Output, BW for Connector/Wire In, N/A for Connector/Wire Out, and WH for End Caps



10 END CAPS (NO FEED)

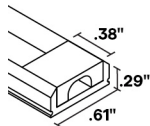
WH
(only used in
A. Non-Field Cuttable
Q-CAP)



White endcaps
.11" added at end
.24" dim spot

END CAPS (WITH FEED)

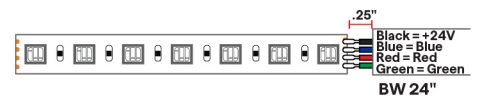
End Feed
S1, P1



White endcaps
.0" added at end
.38" dim spot

11 LENGTH - WIRING DETAIL

Available in 2" increments 12"-191"




12 EXACT/OPTIMAL FIXTURE LENGTH

[E/O Length Calculator →](#)

[E/O Explained →](#)

Exact fixtures are the exact length specified. Optimal fixtures' length is rounded down based on LED cut points to allow the fixture to be illuminated end to end. For runs with multiple fixtures that need to fill a specific length, it's recommended to order all optimal fixtures with an exact fixture at the end of the run.





Q-CAP WURM™ RGB

24VDC Flexible Fixtures


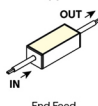
RGB LENGTHS BY INCH

Available in any length in between 12" and 191", chart below shows example lengths. Exact fixtures are the length specified. Optimal fixtures' length is rounded down with illumination end to end. All fixtures' tolerance is +0 - 1/8". Consult factory for lengths under 12".

EXACT LENGTH

Requested Length	Potential dim spot on either end of fixture
12"	1"
13"	.5"
14"	1"
15"	.5"
16"	1"
17"	.5"
18"	1"
19"	.5"
20"	1"
21"	.5"
22"	1"
23"	.5"
24"	1"
36"	1"
48"	1"
60"	1"
72"	1"
84"	1"
96"	1"

OPTIMAL LENGTH: highlighted rows are closest to requested nominal length

Requested Nominal Length	S1	P1
		
12"	10.75"	11"
13"	12.75"	13"
14"	12.75"	13"
15"	14.75"	15"
16"	14.75"	15"
17"	16.75"	17"
18"	16.75"	17"
19"	18.75"	19"
20"	18.75"	19"
21"	20.75"	21"
22"	20.75"	21"
23"	22.75"	23"
24"	22.75"	23"
36"	34.75"	35"
48"	46.75"	47"
60"	58.75"	59"
72"	70.75"	71"
84"	82.75"	83"
96"	94.75"	95"

COMPATIBLE POWER SUPPLIES

See power supplies cut sheets for more information. Data subject to change, all data has +/- 5% tolerance.

DIM TO LEVEL	INDOOR	OUTDOOR
	RGB	RGB
0.1%	QT-CAB-eLED+DALI-DT8 QT-CAB-eLED+DMX QTM-eLED+DALI-DT8 QTM-eLED+DMX QZ-DMX	Q-SET-QZ-DMX QOM-eLED+DALI-DT8 QOM-eLED+DMX QOM-eLED+PS-DALI-DT8 QZ-DMX
1%	QZ-DALI-DT8	Q-SET+QZ-DALI-DT8 QZ-DALI-DT8
10%	Non-Dim Power Supply with RGB App Dongle	




DIMMING PROTOCOL	INDOOR	OUTDOOR
	RGB	RGB
DMX	QTM-eLED+DMX QZ-DMX	Q-SET-QZ-DMX QOM-eLED+DMX QZ-DMX
DALI-2: DT8	QT-CAB-eLED+DALI-DT8 QTM-eLED+DALI-DT8 QZ-DALI-DT8	Q-SET+QZ-DALI-DT8 QOM-eLED+DALI-DT8 QZ-DALI-DT8




Q-CAP WURM™ RGB

24VDC Flexible Fixtures

COMPATIBLE MOUNTING ACCESSORIES

NJ-MEDIUM	SD-L-MEDIUM	IQ-QCAP-UNV-CUTTER
		
J Mounting Bracket	L Mounting Bracket	QTL recommended FC Cutter

COMPATIBLE WIRING ACCESSORIES



UL Listed, miniature
junction box, DRY/DMP
(WET rated with silicone)

COMPATIBLE CONTROL ACCESSORIES

SCENE APP DONGLE



Wi-Fi or Bluetooth
Connectivity

COMPATIBLE APPS

NFC APP



Read and write
DMX addresses and
adjust voltage